

Electronic Loads

Product Overview



ZS DC Loads

- Power 500W to 25200W
- Voltage up to 600V, current up to 2700A
- Fast rise time for dynamic loading
- Flexible analog interface, optional with galvanic insulation
- Pluggable data interface boards, also for multichannelled systems
- Zero-Volt option for loading to short circuit
- overloadable (depending on model)

Model	Power	Voltage	Current	Dimensions
ZS506-4	500W	60V	60mA/0.6A /6A/60A	19"- 2HU
ZS512-4	500W	120V	30mA/0.3A/3A/30A	19"- 2HU
ZS530-3	500W	300V	0.12A/1.2A/12A	19"- 2HU
ZS560-3	500W	600V	60mA/0.6A/6A	19"- 2HU
ZS506	500W	60V	80A	19"- 2HU
ZS806	800W	60V	100A	19"- 2HU
ZS812	800W	120V	60A	19"- 2HU
ZS830	800W	300V	24A	19"- 2HU
ZS860	800W	600V	12A	19"- 2HU
ZS1806	1800W	60V	150A	19"- 3HU
ZS1812	1800W	120V	75A	19"- 3HU
ZS1830	1800W	300V	30A	19"- 3HU
ZS1860	1800W	600V	20A	19"- 3HU
ZS3006	3 000W	60V	300A	19"- 5HU
ZS3012	3 000W	120V	150A	19"- 5HU
ZS3030	3 000W	300V	60A	19"- 5HU
ZS3060	3 000W	600V	40A	19"- 5HU
ZS4206	4 200W	60V	450A	19"- 5HU
ZS4212	4 200W	120V	225A	19"- 5HU
ZS4230	4 200W	300V	90A	19"- 5HU
ZS4260	4 200W	600V	60A	19"- 5HU
ZS5606	5 600W	60V	600A	19"- 8HU
ZS5612	5 600W	120V	300A	19"- 8HU
ZS5630	5 600W	300V	120A	19"- 8HU
ZS5660	5 600W	600V	80A	19"- 8HU
ZS7006	7 000W	60V	750A	19"- 8HU
ZS7012	7 000W	120V	375A	19"- 8HU
ZS7030	7 000W	300V	150A	19"- 8HU
ZS7060	7 000W	600V	100A	19"- 8HU
ZS8406	8 400W	60V	900A	19"- 8HU
ZS8412	8 400W	120V	450A	19"- 8HU
ZS8430	8 400W	300V	180A	19"- 8HU
ZS8460	8 400W	600V	120A	19"- 8HU
ZS9806	9 800W	60V	1050A	19"- 11HU
ZS9812	9 800W	120V	525A	19"- 11HU
ZS9830	9 800W	300V	210A	19"- 11HU
ZS9860	9 800W	600V	140A	19"- 11HU
ZS11206	11 200W	60V	1200A	19"- 11HU
ZS11212	11 200W	120V	600A	19"- 11HU
ZS11230	11 200W	300V	240A	19"- 11HU
ZS11260	11 200W	600V	160A	19"- 11HU
ZS12606	12 600W	60V	1350A	19"- 11HU
ZS12612	12 600W	120V	675A	19"- 11HU
ZS12630	12 600W	300V	270A	19"- 11HU
ZS12660	12 600W	600V	180A	19"- 11HU
ZS14006	14 000W	60V	1500A	19"- 14HU
ZS14012	14 000W	120V	750A	19"- 14HU
ZS14030	14 000W	300V	300A	19"- 14HU
ZS14060	14 000W	600V	200A	19"- 14HU

Model	Power	Voltage	Current	Dimensions
ZS15406	15 400W	60V	1650A	19"- 14HU
ZS15412	15 400W	120V	825A	19"- 14HU
ZS15430	15 400W	300V	330A	19"- 14HU
ZS15460	15 400W	600V	220A	19"- 14HU
ZS16806	16 800W	60V	1800A	19"- 14HU
ZS16812	16 800W	120V	900A	19"- 14HU
ZS16830	16 800W	300V	360A	19"- 14HU
ZS16860	16 800W	600V	240A	19"- 14HU
ZS18206	18 200W	60V	1950A	19"- 17HU
ZS18212	18 200W	120V	975A	19"- 17HU
ZS18230	18 200W	300V	390A	19"- 17HU
ZS18260	18 200W	600V	260A	19"- 17HU
ZS19606	19 600W	600V	2100A	19"- 17HU
ZS19612	19 600W	120V	1050A	19"- 17HU
ZS19630	19 600W	300V	420A	19"- 17HU
ZS19660	19 600W	600V	280A	19"- 17HU
ZS21006	21 000W	60V	2250A	19"- 17HU
ZS21012	21 000W	120V	1125A	19"- 17HU
ZS21030	21 000W	300V	450A	19"- 17HU
ZS21060	21 000W	600V	300A	19"- 17HU
ZS22406	22 400W	60V	2400A	19"- 20HU
ZS22412	22 400W	120V	1200A	19"- 20HU
ZS22430	22 400W	300V	480A	19"- 20HU
ZS22460	22 400W	600V	320A	19"- 20HU
ZS23806	23 800W	60V	2550A	19"- 20HU
ZS23812	23 800W	120V	1275A	19"- 20HU
ZS23830	23 800W	300V	510A	19"- 20HU
ZS23860	23 800W	600V	340A	19"- 20HU
ZS25206	25 200W	60V	2700A	19"- 20HU
ZS25212	25 200W	120V	1350A	19"- 20HU
ZS25230	25 200W	300V	540A	19"- 20HU
ZS25260	25 200W	600V	360A	19"- 20HU

Too little power? Please ask us. We will propose the suitable unit.

★ Multiple-Range Devices with 3 or 4 setting ranges


New: Data Acquisition Tool includes additional software functions as

- MPP Tracking for solar panel test
- Simulation of inrush currents with exponential waveforms
- fast programmable waveform generator with synchronized data acquisition



ZSLC Water-cooled Loads

- High power at small dimensions
- Low noise
- Up to 100kW in parallel mode




Model	Power	Voltage	Current	Dimensions
ZSLC8006	8 000W	60V	500A	19"- 5HU
ZSLC8012	8 000W	120V	350A	19"- 5HU
ZSLC8030	8 000W	300V	200A	19"- 5HU
ZSLC8060	8 000W	600V	100A	19"- 5HU
ZSLC16006	16 000W	60V	1000A	19"- 8HU
ZSLC16012	16 000W	120V	700A	19"- 8HU
ZSLC16030	16 000W	300V	400A	19"- 8HU
ZSLC16060	16 000W	600V	200A	19"- 8HU
ZSLC24006	24 000W	60V	1500A	19"- 11HU
ZSLC24012	24 000W	120V	1050A	19"- 11HU
ZSLC24030	24 000W	300V	600A	19"- 11HU
ZSLC24060	24 000W	600V	300A	19"- 11HU
ZSLC32006	32 000W	60V	2000A	19"- 14HU
ZSLC32012	32 000W	120V	1400A	19"- 14HU
ZSLC32030	32 000W	300V	800A	19"- 14HU
ZSLC32060	32 000W	600V	400A	19"- 14HU

ZSLV Low Voltage Loads

for fuel cell testing

- Especially designed for fuel cell testing
- High current at lowest input voltages
- Up to 2250A at 200mV input voltage




Model	Power	Voltage	Current	Dimensions
ZSLV1002	1 000W	20V	220A @ 150mV	19"- 5HU
ZSLV1502	1 500W	20V	500A @ 150mV	19"- 5HU
ZSLV2002	2 000W	20V	750A @ 175mV	19"- 5HU
ZSLV4002	4 000W	20V	1 500A @ 200mV	19"- 8HU
ZSLV6002	6 000W	20V	2 250A @ 200mV	19"- 11HU

ZSAC AC Loads

- DC + AC Mode from 40Hz bis 700Hz
- Variable Crestfactor combined with Phaseshift
- Programmable Waveform

- Generation of Harmonics
- Also for 3-Phase-Systems




Model	Power	Voltage	Current	Dimensions
ZSAC426	400W	260V	6A	19"-2HU
ZSAC444	400W	440V	3A	19"-2HU
ZSAC1426	1400W	260V	10A	19"-5HU
ZSAC1444	1400W	440V	5A	19"-5HU
ZSAC2826	2800W	260V	20A	19"-5HU
ZSAC2844	2800W	440V	10A	19"-5HU
ZSAC4226	4200W	260V	30A	19"-5HU
ZSAC4244	4200W	440V	15A	19"-5HU
ZSAC5626	5600W	260V	40A	19"-8HU
ZSAC5644	5600W	440V	20A	19"-8HU
ZSAC7026	7000W	260V	50A	19"-8HU
ZSAC7044	7000W	440V	25A	19"-8HU
ZSAC8444	8400W	440V	30A	19"-8HU
ZSAC9844	9800W	440V	35A	19"-11HU
ZSAC11244	11200W	440V	40A	19"-11HU
ZSAC12644	12600W	440V	45A	19"-11HU



PL DC Loads

- 500W - 1000W - 1500W
- Dynamic functions
- short-time overloadable



Model	Power	Voltage	Current	Dimensions
PL506	500W	60V	50A	½ 19"- 2HU
PL506 SC5	300W	60V	5A	½ 19"- 2HU
PL512	500W	120V	20A	½ 19"- 2HU
PL524	500W	240V	10A	½ 19"- 2HU
PL540	500W	400V	8A	½ 19"- 2HU
PL1006	1000W	60V	100A	19"- 2HU
PL1006 SC10	600W	60V	10A	19"- 2HU
PL1012	1000W	120V	50A	19"- 2HU
PL1024	1000W	240V	20A	19"- 2HU
PL1040	1000W	400V	16A	19"- 2HU
PL1506	1500W	60V	150A	19"- 2HU
PL1506 SC15	900W	60V	15A	19"- 2HU
PL1512	1500W	120V	80A	19"- 2HU
PL1524	1500W	240V	30A	19"- 2HU
PL1540	1500W	400V	25A	19"- 2HU

PSLO System

- Source-Sink consisting of power supply and electronic load for testing accumulators, ultracaps etc.
- User-defined power supplies and loads up to 600V/600A can be combined
- With National Instruments Data Acquisition System
- Source-Sink control software based on LabVIEW
- Configurable according to customer's requirements



Standard Equipment
Constant Current
Constant Resistance
Constant Voltage
Constant Power
Analog Control With analog control input and monitoring output for voltage and current
Over Power Depending on model, the unit can be overloaded in power
Master-Slave Parallel operation in master-slave-mode possible

Optional Equipment
GPIB Option GPIB interface option available
RS232 Option RS232 interface option available
RS232/USB Option RS232 + USB interface option available
Zero Volt Option Zero-Volt option for loading to short circuit available
Multi-Channel Option System interface for multichannelled systems available





Höcherl & Hackl GmbH

Industriestraße 13

D-94357 Konzell

Germany

Phone.:

+49 9963/94301-0

Fax:

+49 9963/94301-84

E-Mail:

office@hoecherl-hackl.com

Homepage:

www.hoecherl-hackl.de

